



Kids Town Connection

Gobble Gobble



It's hard to believe that November is here already. The Holiday season is just beginning. Kids Town is having a scholastic book fair to help parents and grandparents out with some wonderful gift ideas with books. The fair will be set up December 16 & 17 with evening shopping hours on the 16th. All the funds will be going toward upgrading our facility with state of the art technology.

With the weather changing you want to make sure that your children are properly dressed for the cooler temperatures. We would like to remind parents that this is the start of the cold and flu season. Please make sure that if you bring in any medications for your child that the proper paper work is filled out. If your child has a temperature of 100 degrees or higher, your child will need to stay home. Your child may return after 24 hour of fever free symptoms without any medications.

Congratulations to Ms. Daphne Fulson for being voted teacher of the month for October. Ms. Daphne is graduating from Old Dominion University this December in education and plans to continue with Old Dominion for her Masters Degree this spring. The three's are very lucky to have such a fun and energetic teacher such as Ms. Daphne. Stop into Room 7 if you need a pick me up for the day because Ms. Daphne is always smiling and happy!

Kids Town Learning Center will be hosting a free Vision Screening November 18th for all children 6 months and older. Please make sure to check your child's folder for their permissions slip.

Rooms 5A, 5B, 6, and 7 will be enjoying a Thanksgiving feast November 22, please check with your teachers for their scheduled time and mark your calendars. It's going to be a wonderful and thankful event.

Parent News

If any parents would like to advertise their business or services via a business card exchange please drop off your card in the red tuition box up front and we will scan them and post them to our web site.

Reminder: Early Dismissal November 24th at 11:00 am
Closed November 25th and 26th

Early Dismissal December 23rd at 11:00 am
Closed December 24th through December 31st
Open January 3rd

Best wishes for a happy Thanksgiving Day!



Volume 2, Issue 11
November 2010

Section	Page
Room 1	2
Room 2	2
Room 3	2
Room 4	2
Room 5	3
Room 6	4
Room 7	4
Room 8	5
Nurse's Notes	5
Spanish Corner	6
Birthdays & Anniversary's	6
Chef's Notes	7
Calendar	7

Rooms 1 & 2

Wow, November already! The holidays are just around the corner. November's theme is Harvest Time. We'll be reading Growing Vegetable Soup by Lois Ehlert. We'll explore different vegetables through plastic toys and pictures and learn about planting and growing. We'll focus on sharing and talk about the meaning of Thanksgiving throughout the month.

We wish everyone a safe and happy Thanksgiving holiday!

Room 1

Ms. Emily
ereardon@kctlc.us.com

Ms. Lori
lmichael@kctlc.us.com

Room 2

Ms. Kiah
kmutter@kctlc.us.com

Ms. Shelby
sholsey@kctlc.us.com

Ms. Maria
Mvillafranca@kctlc.us.com

FYI


Just a quick reminder on the guidelines to labeling your child's bottles/food:

They must have their whole name completely written out, first and last, no initials and today's date

If the bottle is breast milk or formula, it has to be written on the bottle as well

Room 3

Gobble Gobble!! In the month of November we will be having lots of fun with art projects and reading interesting stories. We will be reading stories called Growing Vegetable Soup by Lois Ehlert and Sign About Meal Time by Childs Play. We will be doing art projects involving dry vegetables, paint, crayons, and dry noodles. Room 3 will also be celebrating Thanksgiving! We are looking forward to a great month with your children!




Room 4

The theme for our room for the month of November is going to be Growing Vegetable Soup. This is one of my favorite children's books not only because of the book itself, but because of the fun activities and projects that we can do with it. We will be talking a lot about plants and how and why they grow. We will be experiencing the textures and smells of the fall vegetables and doing a lot of pretend playing in the garden as well as playing with the textures of dirt and seeds and water and all those fun harvest things.

Keep in mind that as the weather gets colder you may need to swap out summer extra clothes for colder weather ones and please remember to label everything so we don't send the wrong things home.

Thank you so much and Happy Fall!

Ms. Jeri, Ms. Maria, Ms. Chelsea, Ms. Amy



Room 5a & 5b

We had a busy and fun filled October. Check out our wonderful wall of art work! The crisp air, cooler days and beautiful foliage signal the season of autumn has arrived. Please remember to label all coats and jackets. Native Americans, Leaves, Harvest and Thanksgiving will be the focus in our classroom this month. Autumn provides a great opportunity to explore colors and our color words. It is very exciting when the children begin to recognize and read these words. We continue our alphabet and proper letter formation focusing on G, H and I. Listening and following directions is becoming easier as the children develop these very important skills for Kindergarten success. I look forward to Speaking with you on November 2 about your Child's growth since the beginning of the year!

The Nutty Nut Chase by Kathryn White, The Biggest Leaf Pile and We're Going on a Leaf Hunt both by Steve Metzger and The Very First Thanksgiving Day by Rhonda Greene are a few books we will be reading during the month of November. Happy Thanksgiving, I am very Thankful to be in your child's life!


Ms. Clare
Psteach4@cox.net
Cstefan@ktlc.us.com

The leaves are falling and turning beautiful colors for November. Thank you all for all your help during our Fall program. The kids really enjoyed seeing all of your faces there. As the excitement from Halloween wears off, we turn our attention to Thanksgiving. Our class discussions will be about the importance of sharing, caring, and what it means to be thankful.

This month we will be working on our address for our social studies. Students will be learning to say, read and write their address. In our math lessons we will continue to work on and review our basic terms, more than, less than, as well as introducing spatial terms. Our activities planned will allow students to decide where an object is compared to another object. These terms include, left, right, next to, above, top and bottom. We will be using the beautiful leaves of fall in our science lessons. We will be doing leaf press, and learning about trees and how they grow.

Please remember to check your child's folder every day. Homework will be given every Wednesday and due on Fridays. Show and share will also be on Fridays. Any questions feel to ask.

Ms. Jenna
Jmastera@ktlc.us.com



Language Arts	Math	Science	Social Studies
Sign Language	Spatial Terms	How a Tree Grows	Reading and Writing Your
Spanish	Controlled Counting and	Leaf Press	

Room 6

November greetings from room 6!

November is upon us and the children of Room 6 are getting ready to partake in all of the wonderful festivities of Thanksgiving. This month we are incorporating the letters B,D,& K, shaping up crescents, ovals & discovering the numbers 4 and 9.

We would also like to welcome you to join us on Thursday, November 18 @ 3pm for our 'Room 6 Thanksgiving Dinner'. During the day the children will divide into small groups to prepare a meal just for you to say thanks for doing all that you do for us.

Until Next Time...

Miss Zamora, Miss Tiffany, Miss Nikie, Miss Danielle
zbrinkley@ktlc.us.com



Room 7

"A few days ago I walked along the edge of the lake and was treated to the crunch and rustle of leaves with each step I made. The acoustics of this season are different and all sounds, no matter how hushed, are as crisp as autumn air." Poet Eric Sloane's quote, aforementioned, skillfully explains a testimony of sensory exploration. The taste of the crisp autumn air, the smell of rain-filled clouds, and the sight of leaves changing colors are just a glimpse of the ways in which we will test our senses during the month of November in classroom 7.

Autumn is officially here! Now is the time to break out our light jackets, long pants, magnifying glasses, and ladles. Hmm? Reasoning warmer clothing makes sense, but where do the need for magnifying glasses and ladles come from? This question has a simple answer: November's exploration of leaves (on week 1), harvest festivities (on week 2), American Indians (on week 3), and Thanksgiving (on week 4) will bring a new way of looking at this traditionally turkey-themed month. The use of such items will be incorporated into lessons plans to create an innovative and exciting month full of fun learning experiences.

The Terrific Threes of classroom 7 will discover the ever-changing colors of leaves during this season through science experiments, the use of magnifying glasses and games that will trick the children into learning while having fun at the same time. "Growing Vegetable Soup" by Louis Ehler is November's book of focus, which is where the ladle (used to stir and taste delectable goodies)

comes from. Reading and discussing this story will introduce new vocabulary words, contextual concepts and change the minds of these precious preschoolers about the yucky veggies they claim to hate!

Brown and orange will be the colors of focus for November; the letters of focus will be "L" and "T"; and the shape of focus will be the circle. November will include a great deal of focus on traditional concepts such as giving thanks to show gratitude. However, the month will also permit the opportunity to delve into new concepts such as animals that are predominately seen during the fall months, what they eat, and where they can be found.

November will be another great month to add to the fabulous 2010-2011 school year. Don't forget to check the calendar posted on the Parent-Teacher Communication Board for information about important events and special themed days.

I look forward to exploring new social, verbal and motor skills with the Terrific Threes this month. For any and all comments, questions and concerns about November's plan of events, I can be reached at MsDaphneFulson.ktlc@hotmail.com.

Ms. Daphne Fulson (Lead Teacher)

Ms. Alison Williams (Assistant Teacher)

Room 8

Hello November!!! We are so looking forward this month of Thankfulness. We in room 8 have so much to be thankful for. We are thankful for all that fall brings. This month we will be celebrating autumn with tons of arts and crafts and many stories and lessons about autumn.

A few of the books that we will be reading are:

Growing Vegetable Soup by Lois Ehlert

Red Leaf, Yellow Leaf by Lois Ehlert

Clifford's First Autumn by Norman Bridwell

Autumn Walk by Ann Burg

Happy Autumn,
Mrs. Becky
bperez@ktlc.us.com
Mrs. Dawn and Mrs. Katelyn

Nurse's Notes

Sometimes it's hard to decide whether to send your children to school when they don't feel well. As parents we have to consider work schedules, childcare arrangements, and other family matters and at the same time we want what is best for our children's health.

Children who have the following symptoms should stay home and not attend school until they have been symptom free for at least 24 hours *without taking medication*, or until you have a doctors note stating the child is not contagious and that it is OK for the child to return to school.

Fever- If a fever is 100 degrees, the child will not be able to attend school, or if a child is sent home for a fever that is a 100 degrees or above will be sent home and have to stay home for 24 hours before being able to return *fever free*. It doesn't help your child giving them medication for fever and then sending them to school....which only reduces the fever for a little while, and doesn't take care of the illness that is causing the fever. Coming to school sick and (possibly contagious) does not only expose other children to the illness, but also exposes the rest of the staff to the illness as well. Once the medication given wears off and the fever returns....**your child must be picked up anyways and valuable healing time is lost already. Children must be fever-free for 24 hours, without the use of medication before returning to school.**

Vomiting/diarrhea- until we know that the child's is not exhibiting the signs and symptoms of a contagious disease, such as a stomach virus, your child must be kept home. If the vomiting and diarrhea happens more than once that day and is accompanied by a fever your child must be kept home. Even if it only happens once and your child immediately feels better afterwards, it is still a good idea to observe your child to make sure it doesn't happen again. **If your child is spending all his or her time at school feeling sick, not much learning is taking place!**

Skin rashes- if the rash is leaking any fluid such as pus, the child must remain out of school until the rash has been treated and a doctors' note states that the child is ok to return to school or the rash is scabbed over, dried or completely gone with no new rash forming. **Anytime the rash is associated with a fever, the child must be fever free without medication before returning to school.**

Red eyes- especially with drainage or crusting around the eye- this can often mean your child may or may not have conjunctivitis also known as "pink eye". Not all conjunctivitis is contagious, sometimes it may be allergies or other eye irritations that may be causing the red color, but until we know for sure your child must stay home unless you have a doctor's note stating that the child is not contagious.

Pediculosis (head lice) or scabies- these are small insects that cause skin conditions that make the child uncomfortable and are itchy, and could become infected. **A child must be nit free to return to school. Please contact the school nurse to get information on treatment. And the child must be examined by the school nurse before returning to class.**

Medication- any medication that a student needs to take at school, must be brought to the nurses' office in the original container and labeled properly with their name, dosage, and last time taken. **Parents must complete the consent form if the necessary paperwork has not been completed, the medication will be secured in the nurses office and NOT dispensed to the student until the parent completes it. Kids who are truly sick will heal better when they have proper rest at home, with good nutrition and plenty of fluids to prevent dehydration. Any questions, concerns or comments please feel free to contact me at 757-490-4702 or email me at cgober@ktlc.us.com.**



Española Corner

Hola- Hello! This month in Spanish, we will continue to review what we have learned so far. Some of the things we have learned are the colors, numbers 1-20, and the phrases hello, good-bye, thank you and Good Morning Friends- Buenas Dias Amigos! Some of the new things that we will learn will be the names of different animals and fruits.

Spanish Vocabulary List

Colors

Black - Negro

White- Blanco

Grey- Gris

Red- Rojo

Purple- Morado

Brown- Café

Yellow- Amarillo

Blue- Azul

Pink- Rosado

Green- Verde

Orange- Anaranjado

Numbers

One - Uno - 1

Five - Cinco - 5

Nine - Nueve - 9

Thirteen - Trece - 13

Seventeen - Diecisiete - 17

Two - Dos - 2

Six - Seis - 6

Ten - Diez - 10

Fourteen - Catorce - 14

Eighteen - Dieciocho - 18

Three - Tres - 3

Seven - Siete - 7

Eleven - Once - 11

Fifteen - Quince - 15

Nineteen - Diecinueve - 19

Four - Cuatro - 4

Eight - Ocho - 8

Twelve - Doce - 12

Sixteen - Dieciseis - 16

Twenty - Veinte - 20

In Sign Language we will also continue to review the so many things we have learned so far. Some of the things we have learned are the colors, numbers, school, teacher, boy and girl and the phrases yes and no, please and Thank you, and Good Morning Friends. We will begin to learn what each of the letters look like and how to form their shapes with out fingers.

In Computer class for rooms 5 and 7, we will continue learning how to click on objects with the mouse. We will do this by playing matching games, dot-to-dot games, and games of letter and sound recognition.



Birthdays

Natalie 4

Ms. Clare 10

Ms. Emily 18

Lylah 21

Brian 21

Ian 23

Bobby 24

William 25

Ms. Nikie 29

Cameron 30



Staff Anniversary's

2 years

Ms. Shona 10

Ms. Jenna 10

Ms. Amber 10

Ms. Lori 10

Ms. Shelby 10

Ms. Kiah 10

Ms. Daphne 10

1 year

Ms. Danielle 18

Ms. Emily 23



From the Chef's Kitchen

Hello everyone. I get asked from time to time about what are the fruits and veggies that are "IN" season. So I hope this may help some of you.

Fall months of; September, October, and November here are few of MY favorites fruits and veggies that are in season. Then for your Winter months of December, January, and February you have these wonderful choices.

- Apples
- Broccoli
- Cabbage
- Cranberries
- Cucumbers
- Eggplant
- Greens
- Okra
- Pears
- Spinach
- Pumpkin
- Sweet Potatoes



- Avocados
- Fennel
- Grapefruit
- Lemons
- Tangerines
- Turnips
- Wild Mushrooms

Stay tuned for you Spring and Summer choices. Well get in the kitchen and "Enjoy COOKING!"

November 2010

Sun	Mon	Tue	Wed	Thu	Fri	Sat
	1	2	3	4	5	6
7	8	9	10	11	12	13
14	15	16	17	18 Vision Screening	19	20
21	22	23	24 Early Dismissal 11:00am	25 Thanksgiving School Closed	26 School Closed	27
28	29	30				